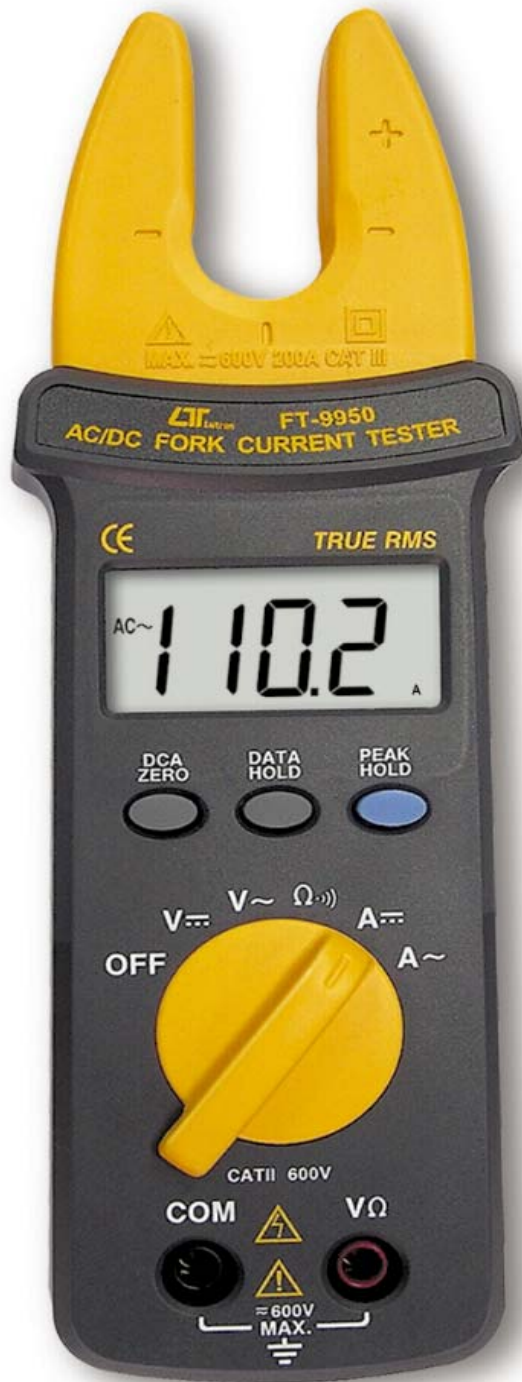


*no contact ACA, DCA current measurement, True RMS*

# AC/DC FORK CURRENT TESTER

Model : FT-9950

ISO-9001, CE, IEC1010



## FEATURES

- \* Heavy duty, CATIII-600V.
- \* Fork current probe both for ACA and DCA.
- \* ACA ( 200 A x 0.1 A ),  
DCA ( 200 A x 0.1 A ).
- \* DCV, ACV, ohms, Continuity beeper.
- \* True RMS.
- \* Data hold, Peak hold, DCA zero.
- \* Hall effect sensor for no contact current measurement.
- \* DC 9V battery ( 006P ).



**Lutron**

**LUTRON ELECTRONIC**

***The Art of Measurement***

2,000 counts, 200 Amp ACA/DCA, 600 V ACV/DCV,  
True RMS, OHMS, Continuity, Hold, Peak Hold

# FORK CURRENT TESTER

Model : FT-9950

## FEATURES


* Use the fork current sensing structure, when make current measurement it not necessary to open the jaws as the traditional clamp meter, easy operation.
* 200 Amp ACA, DCA for fork current measurement
* Design meet IEC 1010 CATIII 600V safety requirement.
* 2000 counts, multi-functions.
* Measurement for ACA, DCA, ACV, DCV, Ohms, Continuity beeper.
* True RMS measuring reading for ACV and ACA function.
* Data hold.
* Peak hold.
* Overload protection circuit is provided for all range.
* LSI circuit provides high reliability and durability.
* Pocket & slim housing case, easy carryout.
* Compact & heavy duty ABS housing fireproof plastic case.


## GENERAL SPECIFICATIONS

Display	12.2 mm ( 0.48" ) LCD, 3 1/2 digits, Max. indication 1999.
Measurement Range	ACA, DCA, ACV, DCV, Ohms, Continuity beeper.
Polarity	Automatic Switching, " - " indicates negative polarity.
Current Sensor	Hall effect sensor.
Zero adjustment	DCA : Push bottom adjustment. Other ranges : Automatic adjustment.
Over-input	Indication of " OL ".
Sampling Time	Approx. 0.35 second.
Battery	006P DC 9V battery.
Operating Temperature	0 to 50 °C ( 32 to 122 °F ).
Operating Humidity	Less than 80% RH.
Dimension	HWD : 176 x 60 x 41 mm ( 6.9 x 2.4 x 1.6 inch )

Weight	205 g/0.45 LB ( including battery ).
Max. Fork Jaw Open Size	15 mm ( 0.59 inch ) Dia.
Accessories Included	Operation manual..... 1 PC. Test lead (red & black)..... 1 PC.
Optional Accessories	Carrying case, CA-52A

## ELECTRICAL SPECIFICATIONS (23± 5 °C )

Function	Range	Reso- lution	Accuracy	Overload Protection
DCV	600 V	1 V	DCV : ± ( 0.8 % + 1d )	AC/DC 600V
ACV ( true rms )			ACV : ± ( 1 % + 2d )	
DCA	200 A	0.1 A	DCA ± ( 2 % + 5d )	
ACA ( true rms )	ACA : 0.5 to 200A		ACA ± ( 2 % + 8d )	
Remark	* True RMS measuring reading for ACV and ACA function. * Input impedance for ACV & DCV range is 9 Meg ohm. * ACA, ACV frequency response is from 40 to 1 KHz. * ACA, ACV specification be tested on sine wave 50/60 Hz.			

Function	Range	Reso- lution	Accuracy	Overload Protection
Ohms	200 ohm	0.1 ohm	± ( 1 % + 2d )	 AC/DC 400V
Continuity	If measuring resistance is less than 10 ohm, the beeper will sound .			
Peak Hold	Acquisition Time: Approx. 800 ms. Application: Use for measuring transient signal for current.			